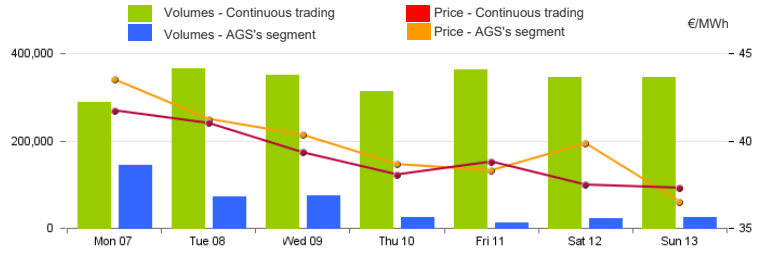


Spot Gas Market (MP-GAS)

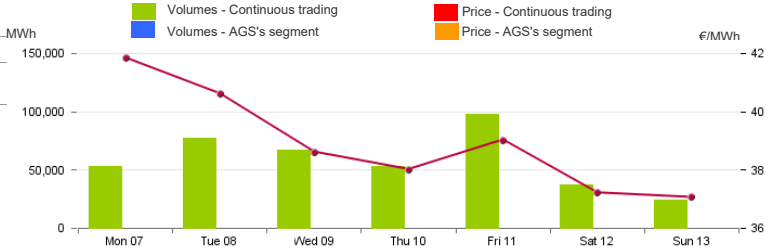
Day-Ahead Gas Market (MGP-GAS)

	Price. €/MWh				Volumes. MWh			
	Average	Var	Min	Max	Total	Var	Daily Products	WE Product
Continuous trading	39.12	-3.6%	35.80	43.20	2,369,352	+13.4%	1,743,720	625,632
	Price. €/MWh				Volumes. MWh			
	Average	Var	Min	Max	Total	Var	Purchases SRG	Sales SRG
AGS's segment	39.77	-2.8%	36.52	43.50	377,280	-24.8%	376,704	34,152



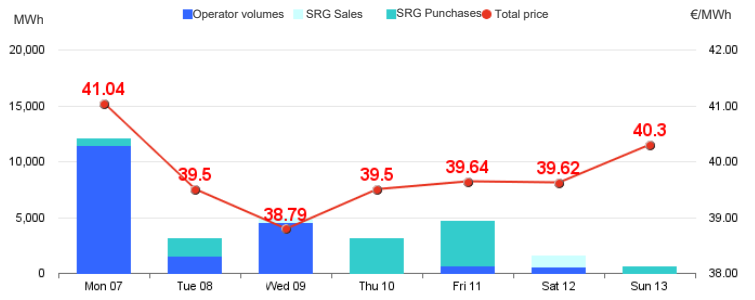
Intra-Day Gas Market (MI-GAS)

	Price. €/MWh				Volumes. MWh			
	Average	Var	Min	Max	Total	Var	Purchases SRG	Sales SRG
Continuous trading	38.92	-4.8%	36.50	42.50	409,872	-22.6%	-	-
	Price. €/MWh				Volumes. MWh			
	Average	Var	Min	Max	Total	Var	Purchases SRG	Sales SRG
AGS's segment	-	-	-	-	-	-	-	-



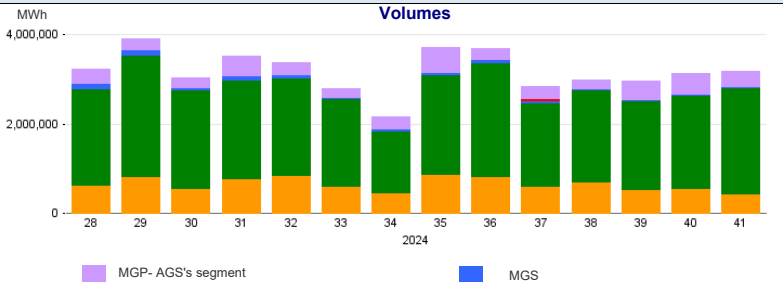
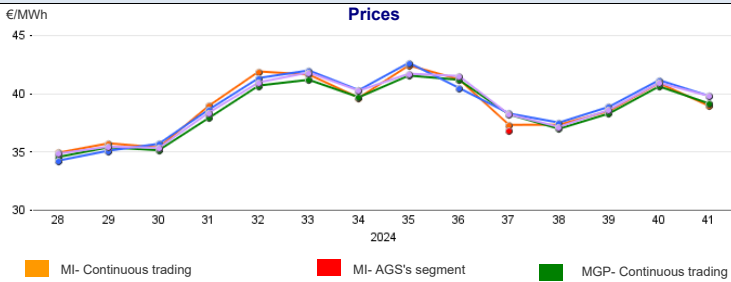
Market for the trading of gas stored (MGS-GAS)

Week	Storage	41	40
Price. (1) €/MWh	Stogit	39.77	41.13
	Edison Stoccaggio	-	-
	Total	39.77	41.13
Volumes. MWh	Stogit	30,065	18,533
	Edison Stoccaggio	-	-
	Total	30,065	18,533
SRG Activity. MWh	Purchases	10,036	7,119
	Balancing (2)	10,036	7,119
	Other purposes (3)	-	-
	Sales	1,593	4,850
	Balancing (2)	1,593	4,850
Other purposes (3)	-	-	



1) The Total price is calculated as a weighted average price for the total volumes exchanged in each storage system.
2) To securely manage any expected deviations between overall network injections and withdrawals pursuant to Art. 2.5 of Annex A, AEEGSI's Resolution 312/2016/R/gas
3) Stored gas trades by Snam Rete Gas (SRG) not included in "Balancing"

Weekly evolution



Forward Gas Market (MT-GAS)

Products	Market				OTC		Total		Open interest*			
	Minimum Price	Maximum Price	Check Price*	Trades	Volumes	Registrations	Volumes	Volumes	change %	MWh/d	MWh	
	€/MWh	€/MWh	€/MWh	change %	N.	MWh/d	N.	MWh/d	MWh/d	change %	MWh/d	MWh
BoM-2024-10	-	-	38.57	-0.1%	-	-	-	-	-	-	-	-
M-2024-11	-	-	38.88	0.0%	-	-	-	-	-	-	-	-
M-2024-12	-	-	38.80	0.0%	-	-	-	-	-	-	-	-
M-2025-01	-	-	40.63	0.0%	-	-	-	-	-	-	-	-
Q-2025-01	-	-	40.24	0.0%	-	-	-	-	-	-	-	-
Q-2025-02	-	-	38.85	0.0%	-	-	-	-	-	-	-	-
Q-2025-03	-	-	37.45	0.0%	-	-	-	-	-	-	-	-
Q-2025-04	-	-	39.13	0.0%	-	-	-	-	-	-	-	-
SS-2025	-	-	37.75	0.0%	-	-	-	-	-	-	-	-
WS-2025/2026	-	-	38.07	0.0%	-	-	-	-	-	-	-	-
CY-2025	-	-	38.59	0.0%	-	-	-	-	-	-	-	-
Total											0	0

*Referred to the last session of the week